




Prepare to Interview Like a

STAR

Successful interviews require more preparation than you might think. Add the STAR method to your interview toolbox and practice writing out your answers. 2-3 sentences for each section is a good goal.



SITUATION YOU FACED



In any storytelling situation, you should start by building background knowledge for your audience. Context is everything! Think about answering interview questions like writing short stories; the situation is the exposition of your story, the setup.

TASKS YOU PLANNED



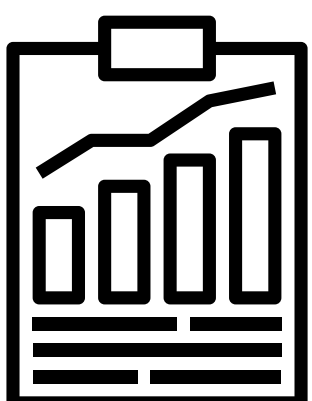
Continuing with the short story metaphor, this is where you zoom out to reveal the entire plot line of your story. How did you plan to change or improve the situation before you actually dove in and took action? What problems needed to be addressed or solved?

ACTIONS YOU TOOK



As the protagonist of your story, what did YOU actually do to improve your situation? What problems did you solve and how did you do it? Think of this as the rising action, climax, and falling action of your short story.

RESULT OF YOUR ACTIONS



You made it to the resolution of your story. This is the big finale, so make it good, make it worth your audience's time! What was the outcome of all your planning and hard work? How did you improve the situation for yourself or others?

